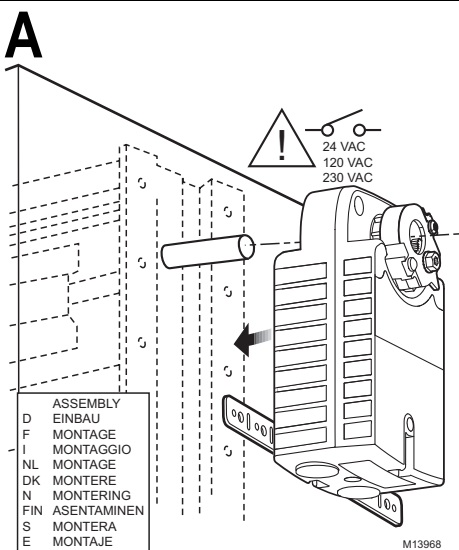
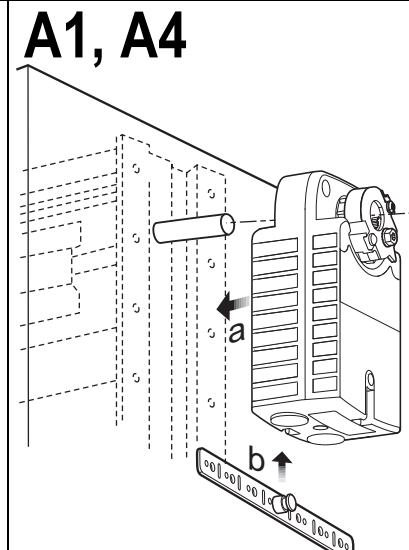
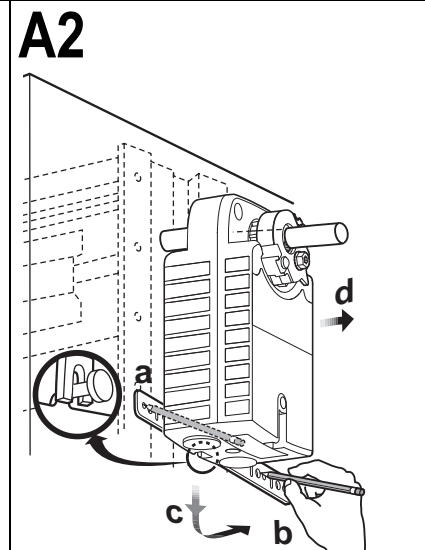
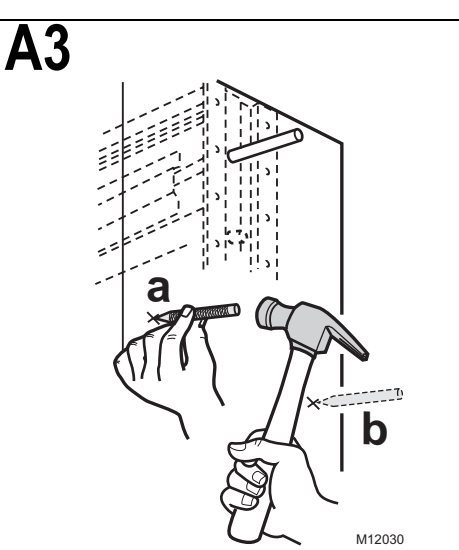
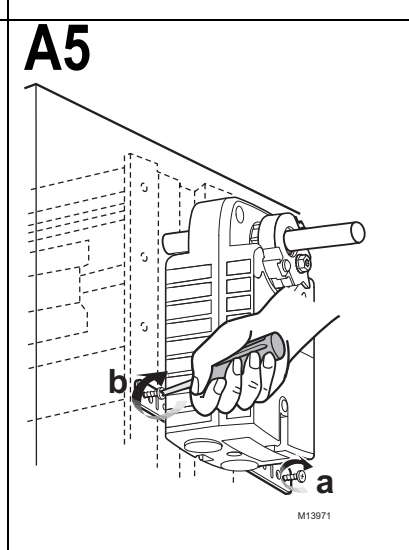
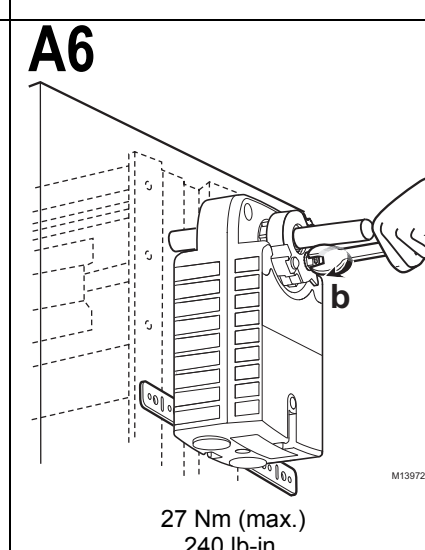


- D Montageanweisung
- F Instructions d'Installation
- I Istruzioni per l'Installazione
- NL Installatievoorschrift
- DK Installationsinstruks
- N Installationsinstruktioner
- SF Asennusohje
- S Installations Instruktioner
- E Instrucciones de montaje

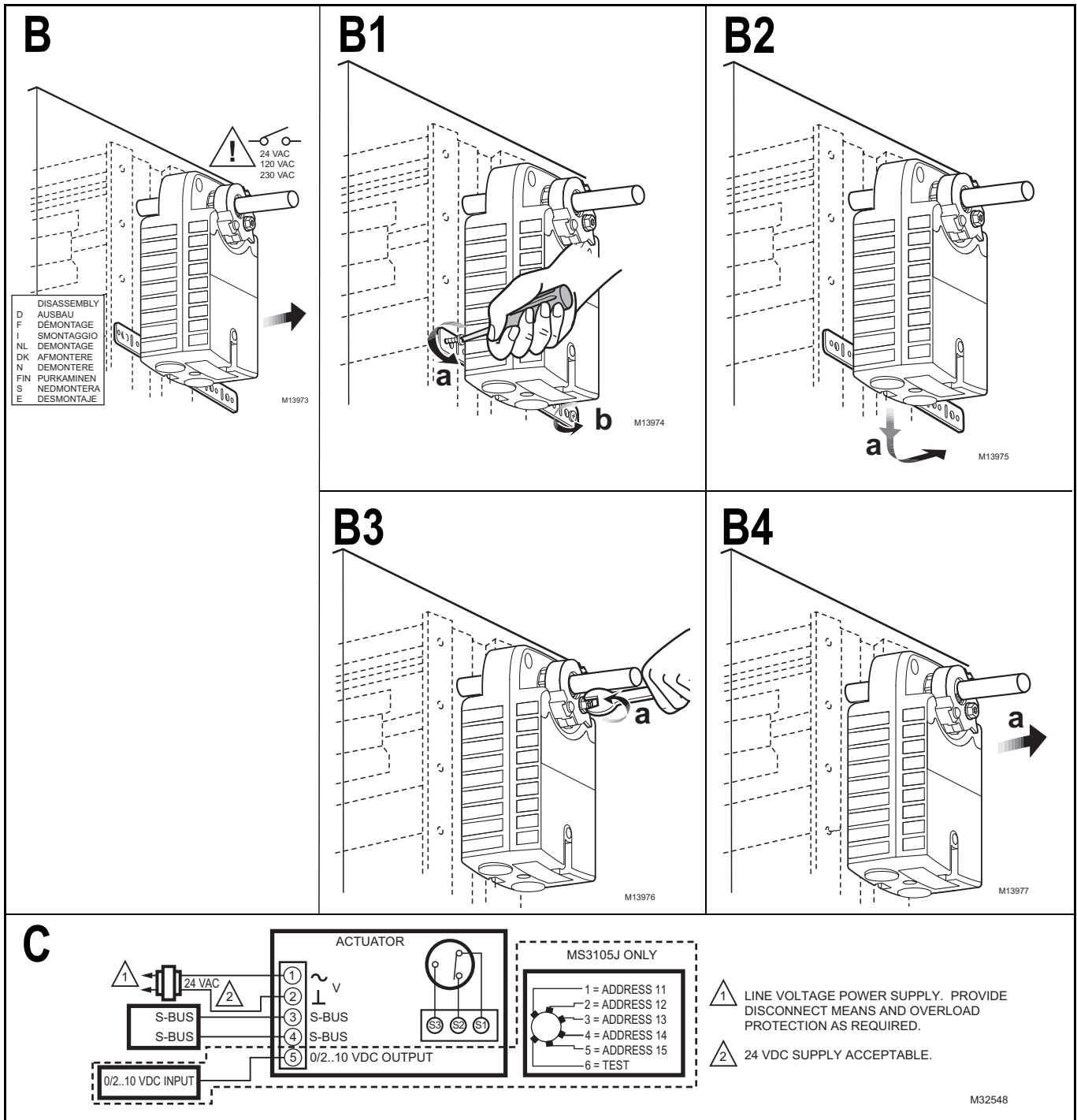
## 3 Nm, 5 Nm Series Spring Return Sylk Communicating Direct Coupled Actuators MS3103J, MS3105J

### MOUNTING INSTRUCTIONS

<p><b>A</b></p>  <div style="border: 1px solid black; padding: 5px; width: fit-content;"> <p>ASSEMBLY D EINBAU F MONTAGE I MONTAGGIO NL MONTAGE DK MONTERE N MONTERING FIN ASENTAMINEN S MONTERA E MONTAJE</p> </div> <p style="text-align: right; font-size: small;">M13968</p>	<p><b>A1, A4</b></p>  <p style="text-align: right; font-size: small;">M13969</p>	<p><b>A2</b></p>  <p style="text-align: right; font-size: small;">M13970</p>
<p><b>A3</b></p>  <p style="text-align: right; font-size: small;">M12030</p>	<p><b>A5</b></p>  <p style="text-align: right; font-size: small;">M13971</p>	<p><b>A6</b></p>  <p style="text-align: right; font-size: small;">M13972</p> <p style="text-align: center;"><b>27 Nm (max.) 240 lb-in.</b></p>



3 NM, 5 NM SERIES SPRING RETURN SYLK COMMUNICATING DIRECT COUPLED ACTUATORS



For additional installation details go to [customer.honeywell.com](http://customer.honeywell.com) and search for Literature Number 62-0274.

**Automation and Control Solutions**

Honeywell International Inc.  
1985 Douglas Drive North  
Golden Valley, MN 55422

Honeywell Limited-Honeywell Limitée  
35 Dynamic Drive  
Toronto, Ontario M1V 4Z9  
[customer.honeywell.com](http://customer.honeywell.com)

**Honeywell**

© U.S. Registered Trademark  
© 2011 Honeywell International Inc.  
62-0354-01 M.S. 03-11  
Printed in U.S.A.