















# One-On-One™ Direct Replacement Motors

	MARS NO.	MFG. NO	HP	VOLTS	RPM/SPEEDS	ROT	AMPS	DIMENSIONS		
								A	B	C
<b>Lennox (con't)</b>										
	<b>A324</b>	-	1/12	208-230	3200/1	CW SE	0.5	-	-	-
	PSC, ball bearing									
	Replaces: 7062-1909, 28G6601, 7062-1794									
										
	<b>A325</b>	-	1/10	208-230	3200/1	CW SE	0.6	-	-	-
	PSC, ball bearing									
	Replaces: 7062-2845, 7062-4751, 98G8701									
										
	<b>A329</b>	-	1/12	208-230	3200/1	CW SE	0.5	-	-	-
	PSC, ball bearing									
	Replaces: 7062-4819, 19L1501									
										
	<b>A330</b>	-	1/12	208-230	3200/1	CW SE	.55	-	-	-
	PSC, ball bearing									
	Replaces: 7062-5546, 7062-4517, 7062-4608, 7062-4083, 69M3301									
										
	<b>A331</b>	-	1/10	460	3200/1	CW SE	.38/.33	-	-	-
	PSC, ball bearing									
	Replaces: 7062-5554, 69M3201, 7062-4051, 7062-4518, 97J8101									
										
	<b>D1198</b>	-	1/30	115	3200/1	CCW SE	1.5	2.25	3.12	-
	Shaded pole, sleeve bearing, stainless steel shaft, 5/16 inch dia. shaft									
	Replaces: 7121-8774									
										

ONE-ON-ONE