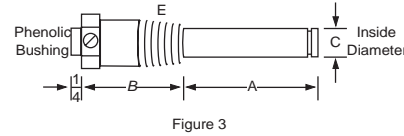
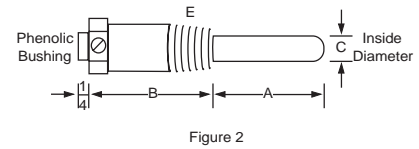
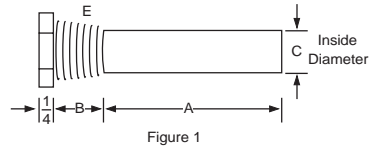


Bulb Wells

Description

Bulb Wells are used in conjunction with Remote Bulb Temperature Controls where bulb insertion into a vessel or container to sense temperature is required. WZ Series Wells are used with TE-6000 and TE-6300 sensors.

A variety of shapes, sizes, and materials are available for a wide range of applications. Refer to the appropriate temperature control for the exact bulb well required.

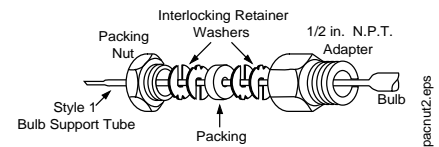


WEL Series Bulb Wells

Accessories

The Code No. FTG13A-600R packing nut assembly is used in applications where the temperature does not fall below -35°F (-37°C). The maximum liquid pressure limit is

150 PSIG (1034 kPa). Use with Style 1, 3/8 in. diameter bulb for direct immersion application. A19s require models with support tube; A70s and A72s do not need support tubes.



FTG13A-600R Packing Nut Assembly

Selection Charts

WEL Series Bulb Wells

Code Number	See Figure	Dimension In.			Pipe Thread In.		Material		Maximum Temp °F	Maximum Pressure PSIG	Type of Solder Joint	Plating	See Note
		A	B	C	Inside D	Outside E	Connector	Tube					
WEL11A-601R	2	2-3/8	2-5/16	.299	—	1/2	Brass	Copper	250	300	Soft	—	1
WZ-1000-2	1	5-1/4	1-1/4	.500	1/2	1/2	Stainless steel	Stainless steel	300	400	—	—	3
WZ-1000-4	1	5-1/4	1-1/4	.500	1/2	1/2	Stainless steel	Stainless steel	600	400	—	—	—
WZ-1000-5	2	2-3/8	2-5/16	.299	—	1/2	Malleable	Brass	250	300	—	—	3
WEL14A-600R ¹	3	4-3/4	1-13/16	.444	—	1/2	Monel	Monel	700	1000	TIG weld	—	2
WEL14A-601R ¹	3	7-9/16	1-13/16	.430	—	1/2	Brass	Copper	250	300	Silver	Brite-Dip	2
WEL14A-602R ¹	3	4-15/16	1-13/16	.430	—	1/2	Brass	Copper	250	300	Silver	Brite-Dip	2
WEL14A-603R ¹	3	5 13/16	1 13/16	.430	—	1/2	Brass	Copper	250	300	Silver	Brite-Dip	2
WEL16A-600R	2	2-3/8	1-5/16	.299	—	1/2	Brass	Copper	250	300	Soft	—	1
WEL16A-601R	2	2-13/16	1-13/16	.375	—	1/2	Brass	Copper	250	300	Soft	—	2
WEL17A-600R ²	1	10-7/16	3/4	.763	1/2	3/4	Malleable	Copper	250	250	Silver	Tin	—
WEL17A-601R ²	1	8-11/16	3/4	.763	1/2	3/4	Malleable	Copper	250	250	Silver	Tin	—
WEL17A-602R ²	1	10-7/16	3/4	.753	1/2	3/4	Malleable	Steel	250	540	Silver	Tin	—
WEL17A-604R ²	1	14-13/32	3/4	.763	1/2	3/4	Malleable	Copper	250	250	Silver	Tin	—
WEL18A-600R ²	1	3-1/2	3/4	.773	1/2	3/4	Malleable	Steel	250	150	Silver	Tin	—
WEL18A-602R ²	1	3-1/2	3/4	.773	1/2	3/4	Malleable	Brass	250	150	Silver	Tin	—

- For 3/8 in. style 1 bulbs.
- For 11/16 in. diameter style 4 bulbs. Style 1 can be used, but is not fastened into well

Note 1: With phenolic bushing; 0.093 in. slot.
Note 2: With phenolic bushing; 0.125 in. slot.
Note 3: Includes thermal compound.

T-800 Wells

Code Number	Description
T-800-1605	Brass well, 6-1/2 inch
T-800-1606	Stainless steel well, 5-1/4 inch
T-800-1618	Brass well, 9-1/2 inch

T-800 Wells (Continued)

Code Number	Description
T-800-1620	Brass well, 9-1/2 inch
T-800-1624	Dual brass well, 6-1/2 inch