
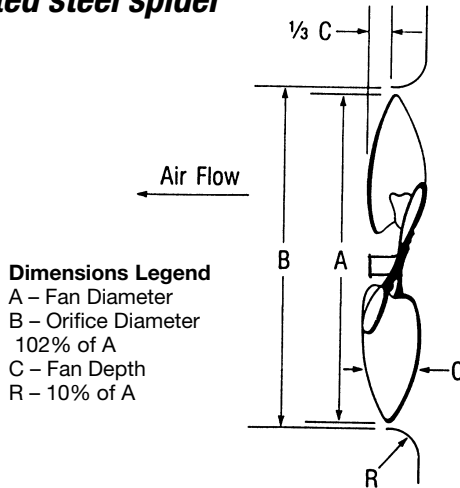


**Applications: Industrial Circulators, Condensing Units, Cooling Towers & Agricultural Ventilation**

For performance information please refer to Appendix A

- Heavy duty mill galvalume blades and painted steel spider

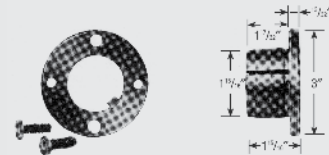
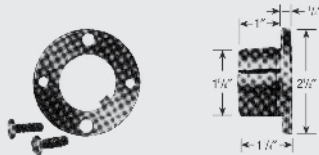


### LARGE STEEL PROPELLERS - HEAVY DUTY SERIES

| Dia. (inches) | Part Number | Replaces | Pitch | Rotation | Blade Depth                     | Blade Width | Max. RPM | Weight |
|---------------|-------------|----------|-------|----------|---------------------------------|-------------|----------|--------|
| 30"           | 61093601    | 60565301 | 22°   | CW       | 2 <sup>7</sup> / <sub>8</sub> " | 6"          | 1140     | 7      |
| 30"           | 61093701    | 60565401 | 27°   | CW       | 2 <sup>7</sup> / <sub>8</sub> " | 6"          | 1140     | 7      |
| 36"           | 61093801    | 60565501 | 27°   | CW       | 2 <sup>7</sup> / <sub>8</sub> " | 6"          | 1000     | 8      |
| 36"           | 61093901    | 60565601 | 33°   | CW       | 3 <sup>3</sup> / <sub>8</sub> " | 6"          | 1000     | 8      |

### SPLIT TAPERED BUSHINGS FOR DESIRED BORE SIZE

- For 1/2" through 1<sup>7</sup>/<sub>16</sub>" bore range
- Steel construction



#### H-STYLE

(FOR 24" -48" PROPELLERS)

| Part No. | Bore    |
|----------|---------|
| 60331504 | 1/2"    |
| 60331505 | 5/8"    |
| 60331506 | 3/4"    |
| 60331507 | 7/8"    |
| 60331508 | 1"      |
| 60331501 | 1 1/8"  |
| 60331502 | 1 3/16" |
| 60331509 | 1 1/4"  |
| 60331503 | 1 3/8"  |

#### P-STYLE

(FOR 54" -60" PROPELLERS)

| Part No. | Bore    |
|----------|---------|
| 72513808 | 1"      |
| 72513809 | 1 1/8"  |
| 72513810 | 1 1/4"  |
| 72513811 | 1 3/8"  |
| 72513812 | 1 3/16" |
| 72513813 | 1 5/8"  |
| 72513815 | 1 7/16" |

#### Standard Keyway Sizes

| Diameter of Shaft | Keyseat Width X Depth |
|-------------------|-----------------------|
| 5/16 - 7/16       | 3/32 X 3/64           |
| 1/2 - 9/16        | 1/8 X 1/16            |
| 5/8 - 7/8         | 3/16 X 3/32           |
| 15/16 - 1 1/4     | 1/4 X 1/8             |
| 1 1/16 - 1 3/8    | 5/16 X 5/32           |
| 1 7/16 - 1 1/4    | 3/8 X 3/16            |
| 1 13/16 - 2 1/4   | 1/2 X 1/4             |

Measurements in inches.

Split Tapered Bushings must be ordered separately

Specifications are subject to change without notice or obligation