

BALDOR® • ***RELIANCE***

Product Information Packet

EHM3211T

3HP,1765RPM,3PH,60HZ,182T,3630M,OPSB,F1

Part Detail							
Revision:	G	Status:	PRD/A	Change #:		Proprietary:	No
Type:	AC	Prod. Type:	3630M	Elec. Spec:	36WGS658	CD Diagram:	CD0005
Enclosure:	OPSB	Mfg Plant:		Mech. Spec:	36L730	Layout:	36LYL730
Frame:	182T	Mounting:	F1	Poles:	04	Created Date:	06-01-2011
Base:	RG	Rotation:	R	Insulation:	F	Eff. Date:	03-31-2015
Leads:	9#16					Replaced By:	
Literature:		Elec. Diagram:					

Nameplate NP2094E06B03							
CAT.NO.	EHM3211T						
SPEC.	36L730S658G1						
HP	3						
VOLTS	230/460						
AMPS	8.4/4.2						
RPM	1765						
FRAME	182T	HZ	60	PH	3		
SER.F.	1.15	CODE	K	DES	B	CL	F
NEMA-NOM-EFF	89.5	PF	74				
RATING	40C AMB-CONT						
CC	010A	USABLE AT 208V	8.5				
DE	6206	ODE	6205				
AUTO	N	MANUAL	N	NONE	Y		
ENCL	OPSB	SN					
BLANK							

Parts List		
Part Number	Description	Quantity
SA224436	SA 36L730S658G1	1.000 EA
RA211547	RA 36L730S658G1	1.000 EA
S/P107-000-001	SUPER E PROC'S-FS, WS & CK PLTS	1.000 EA
36CB3004	36 CB CASTING W/1.09 DIA LEAD HOLE @ 6:0	1.000 EA
51XB1016A08	10-16X 1/2HXWSSLD SERTYB	2.000 EA
11XW1032G06	10-32 X .38, TAPTITE II, HEX WSHR SLTD U	1.000 EA
HW3001B01	BRASS CUP WASHER, FOR #8 SCREW	1.000 EA
36FE3200A25	FREP ASSEMBLY FOR ROUTING PURPOSES	1.000 EA
HW4500A19	1/4-28X1/4 SLOTTED PLUG F/S	1.000 EA
HW4500A20	1/8NPT SL PIPE PLUG	1.000 EA
HW5100A05	WVY WSHR F/205 & 304 BRGS	1.000 EA
36PE3201A42	PU ENDPLATE, ASSEMBLY FOR ROUTING	1.000 EA
91XN0540J08	SCREW, 5-40 X 1/2", FHC, AS	2.000 EA
HW4500A19	1/4-28X1/4 SLOTTED PLUG F/S	1.000 EA
HW4500A20	1/8NPT SL PIPE PLUG	1.000 EA
XY2520A12	1/4-20 HEX NUT, DIRECTIONAL SERRATIONS	4.000 EA
36CB4516	36 LIPPED CB LID	1.000 EA
51XW0832A07	8-32 X .44, TAPTITE II, HEX WSHR SLTD SE	4.000 EA
HW2501E16	3KEY, 1/4 SQ X 1.750	1.000 EA
HA7000A02	KEY RETAINER RING, 1 1/8 DIA, 1 3/8 DIA	1.000 EA
MJ1000A02	GREASE, POLYREX EM EXXON (USe 4824-15A)	0.050 LB
MG1000G27	MED CHARCOAL METALLIC GREY 400-0096	0.022 GA
HA3101A25	THRUBOLT 1/4-20 X 11.000 OHIO ROD	4.000 EA
36AD2004A01	BAFFLE PLATE,MOD 36-SLTD BAND MTRS DELTA	2.000 EA

Parts List (continued)		
Part Number	Description	Quantity
LC0005	CONN.DIA.,TY M,9-LD,DUAL VOLT,REVERSING	1.000 EA
NP2094E06B03	NP LABEL W/BARCODE (PREM EFF HVAC MTR)	1.000 EA
36PA1001	PKG GRP, PRINT PK1017A06	1.000 EA
MN416A01	TAG-INSTAL-MAINT no wire (1400/bx) 11/14	1.000 EA

AC Induction Motor Performance Data

Record # 33604 - Typical performance - not guaranteed values

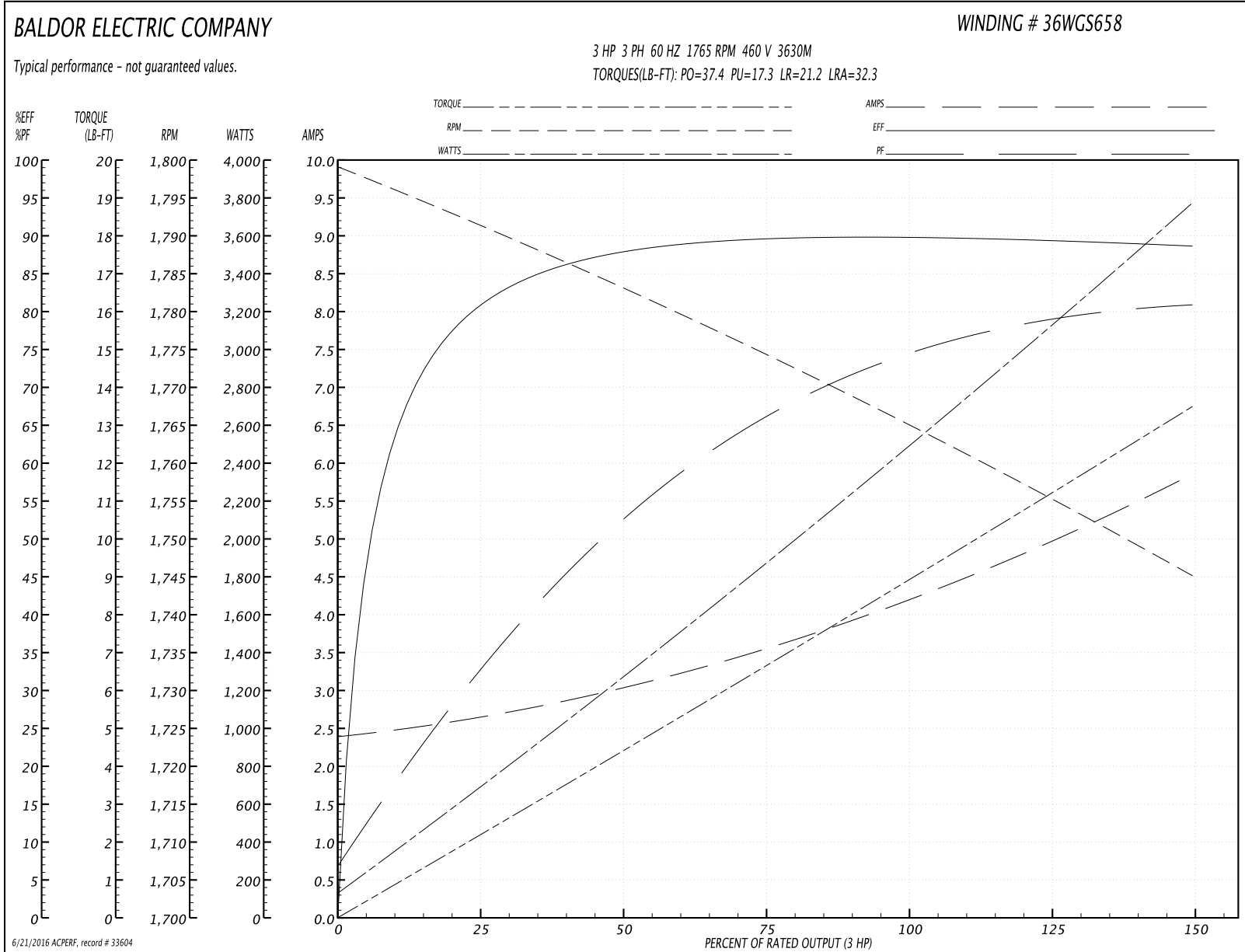
Winding: 36WGS658-R001	Type: 3630M	Enclosure: OPSB
-------------------------------	--------------------	------------------------

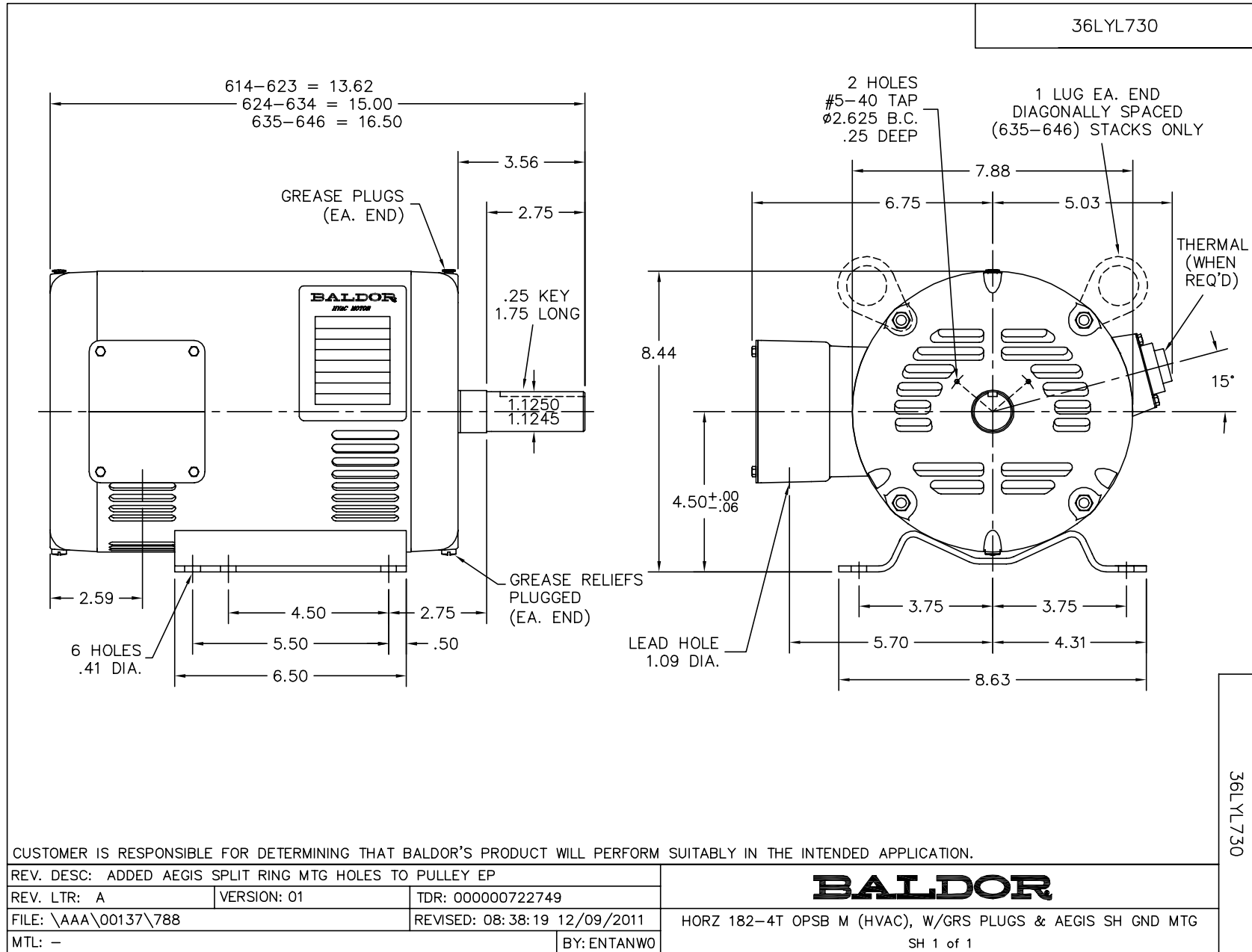
Nameplate Data				460 V, 60 Hz: High Voltage Connection	
Rated Output (HP)	3			Full Load Torque	8.87 LB-FT
Volts	230/460			Start Configuration	direct on line
Full Load Amps	8.4/4.2			Breakdown Torque	37.4 LB-FT
R.P.M.	1765			Pull-up Torque	17.3 LB-FT
Hz	60	Phase	3	Locked-rotor Torque	21.2 LB-FT
NEMA Design Code	B	KVA Code	K	Starting Current	32.3 A
Service Factor (S.F.)	1.15			No-load Current	2.43 A
NEMA Nom. Eff.	89.5	Power Factor	74	Line-line Res. @ 25°C	3.8716 Ω
Rating - Duty	40C AMB-CONT			Temp. Rise @ Rated Load	24°C
S.F. Amps				Temp. Rise @ S.F. Load	28°C
				Rotor inertia	0.279 LB-FT ²

Load Characteristics 460 V, 60 Hz, 3 HP

% of Rated Load	25	50	75	100	125	150	S.F.
Power Factor	33	53	66	73	79	81	77
Efficiency	80.2	87.5	89.5	89.7	89.5	88.7	89.6
Speed	1791.1	1783	1774.5	1765.5	1755.7	1744.8	1760
Line amperes	2.6	2.99	3.54	4.25	4.97	5.83	4.68

Performance Graph at 460V, 60Hz, 3.0HP Typical performance - Not guaranteed values





CD0005

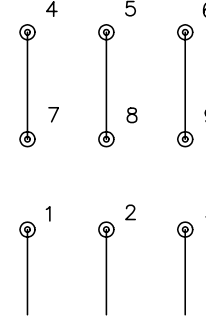


LOW VOLTAGE
(2Y)



LINE

HIGH VOLTAGE
(1Y)



LINE

NOTES:

1. INTERCHANGE ANY TWO LINE LEADS TO REVERSE ROTATION.
2. OPTIONAL THERMOSTATS ARE PROVIDED WHEN SPECIFIED.
3. ACTUAL NUMBER OF INTERNAL PARALLEL CIRCUITS MAY BE A MULTIPLE OF THOSE SHOWN ABOVE.
4. LEAD COLORS ARE OPTIONAL. LEADS MUST ALWAYS BE NUMBERED AS SHOWN.

REV. DESC: REVISE TO SHOW OPTIONAL COLORS			
REV. LTR: E	BY: JLP	REVISED: 01/19/99 10:15	TDR: 0171435
900003		FILE: AAA00005140	MDL: -
		MTL: -	

BALDOR ELECTRIC Co.

3PH, DV, 9 LEADS

CD0005