

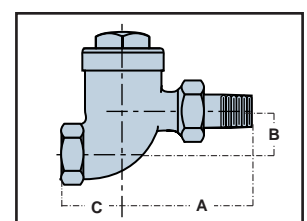
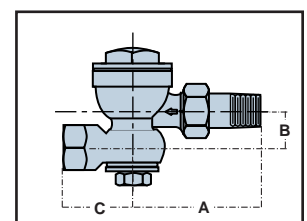

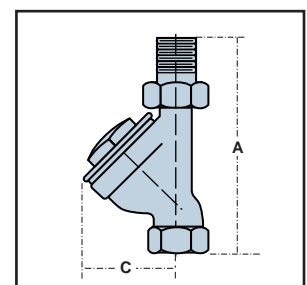
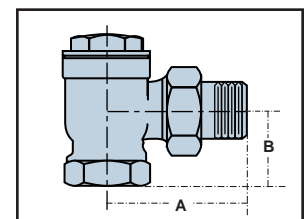
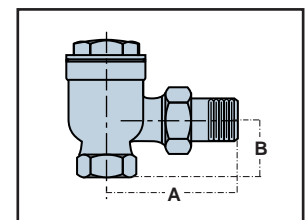
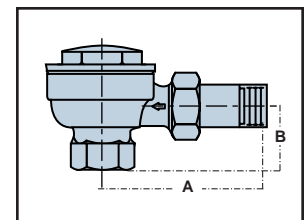

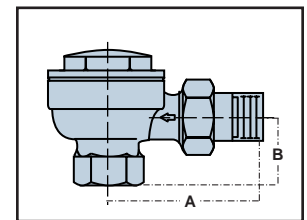
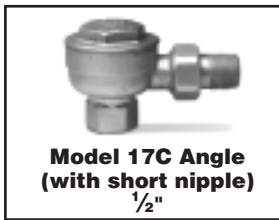
## Thermostatic Steam Traps

### Series 17C Balanced Pressure BEARTRAP®

The Series 17C Balanced Pressure Thermostatic Steam Traps are for institutional, commercial and residential heating system applications such as schools, hospitals, apartment buildings, homes or others where low or moderate water hammer may occur.

- Subcooling for extremely efficient system operation and elimination of flash steam losses on low pressure systems
- Sizes available:
  - 1/2" NPT and BSPT Angle, Vertical
  - 1/2" NPT Swivel
  - 3/4" NPT and BSPT Angle, Vertical
  - 1" NPT and BSPT Angle
- Replaceable Dura-Stat® module
- 3-Year Warranty
- Meets Mil specification WW-T-696-E Type V, Style A, Class 1 and 2
- Stainless steel components
- Resistant to moderate water hammer and chemical attack
- Maximum operating pressure 25 psig (1.7 bar)

For computer aided selection of Thermostatic Steam Traps, please refer to the "Steam Specialty Component Selectors" on the Hoffman Specialty website, [www.hoffmanspecialty.com](http://www.hoffmanspecialty.com) or, for a stand-alone version of ESP-PLUS, contact your local Hoffman Specialty Representative (see back cover for listing).



**Series 17C Balanced Pressure BEAR TRAP®**
**Dimensions, in. (mm)**

Model	Pattern	Size in.	A	B	C
17C-2	Angle (w/short Nipple)	½	2 <sup>27</sup> / <sub>32</sub> (72)	1¼ (32)	—
17C-2	Angle	½	3¼ (83)	1¼ (32)	—
17C-2	Vertical	½	4 <sup>23</sup> / <sub>32</sub> (120)	—	2½ (54)
17C-2	Swivel	½	3¼ (83)	1 <sup>5</sup> / <sub>16</sub> (24)	—
17C-3	Angle	¾	3½ (79)	1½ (38)	—
17C-3	Straightaway	¾	3 <sup>5</sup> / <sub>32</sub> (80)	1½ (29)	1 <sup>5</sup> / <sub>8</sub> (41)
17C-4	Angle	1	3 <sup>7</sup> / <sub>32</sub> (82)	1¾ (45)	—

**Gross Ratings**

Series 17C	Differential Across Trap psi (bar)								
	¼ (.017)	½ (.034)	1 (.069)	1½ (.10)	2 (.14)	5 (.35)	10 (.7)	15 (1.0)	25 (1.7)
	Capacity lb/hr (kg/hr)								
	42 (19)	51 (23)	63 (29)	72 (33)	77 (35)	102 (46)	125 (57)	140 (64)	162 (73)

Series 17C capacities are based on 40° F (22°C) subcooling. Cold capacity is approximately 4 times capacity shown.

**SHEMA**

Series 17C	Differential Across Trap psi								
	¼	½	1	1½	2	5	10	15	25
	Capacity sq. ft. EDR*								
	85	120	165	200	235	370	530	640	800

\* Ratings are in accordance with recommended standards established by the Steam Heating Equipment Manufacturers association (SHEMA).

1 sq. ft. EDR is equivalent to a heat emission of 240 BTU per hour with 2 psig steam filling a radiator surrounded by 70° F ambient air.

To convert sq. ft. EDR to lbs. of condensate, or steam per hour, divide the sq. ft. rating by 4.

**Ordering Information**

NPT Model Number	BSPT Model Number	Size in.	NPT Part Number	BSPT Part Number	Differential Pressure Rating psi (bar)	Weight lbs. (kg)
17C-2 Angle (w/short nipple) ½"		½	401542		25 (1.7)	1.2 (.54)
17C-2 Angle ½"		½	401536		25 (1.7)	1.2 (.54)
17C-2 Vertical ½"		½	401551		25 (1.7)	1.2 (.54)
17C-2 Swivel ½"		½	401545		25 (1.7)	1.2 (.54)
17C-3 Angle ¾"	17C-3J Angle ¾"	¾	402006	402014	25 (1.7)	1.5 (.7)
17C-3 Straightaway ¾"		¾	402011		25 (1.7)	1.3 (.6)
17C-4 Angle 1"		1	402012		25 (1.7)	2.3 (1)