



BASO Gas Products LLC


J Series Combination Standing Pilot Burners

Description

The J Series Combination Pilot Burners are used for standing pilot applications and are available in many tip arrangements. The J990MDA-2 is a universal replacement pilot burner for J12_DDA, J13_DDA (D12 and D13) types with No. 9 tip arrangements.

The J991MDA-2 through J999MDA-2 models are universal replacement pilot burners for J10_DDA, J11_DDA (D10 and D11) types (see the Selection Chart for tip arrangements).

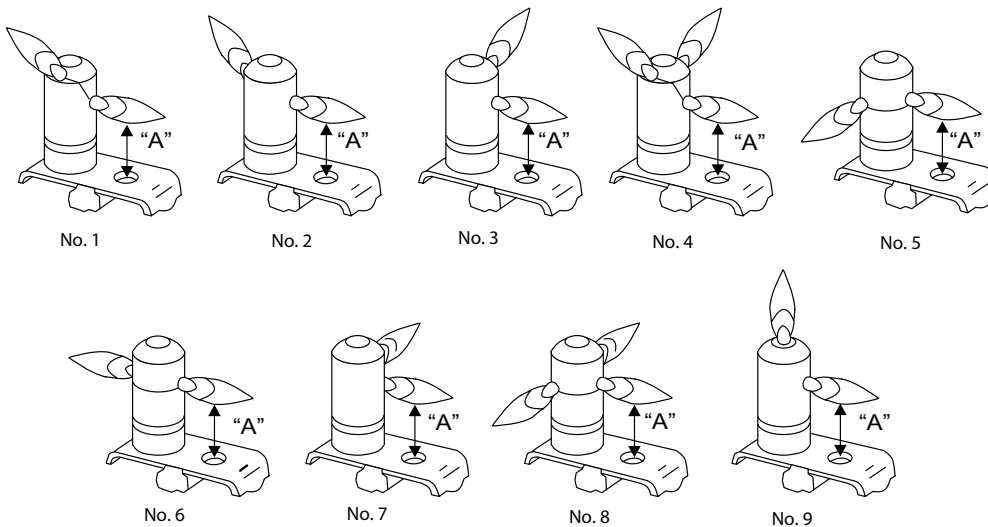
The pilot burners are individually packed in a plastic bag with one natural gas inlet installed, one LP inlet fitting and necessary parts for mounting.



J999MDA

Agency Listing

- None



Pilot Burner Tip Positions

Selection Chart

| Part Number | Tip Position | Natural Gas Inlet Fitting | LP Inlet Fitting | "A" Dimension |
|-------------|--------------|---------------------------|------------------|---------------------|
| J990MDA-2H | 9 | Y90AA-3223 | Y90AA-4212 | 1.102 in. (28 mm) |
| J991MDA-2H | 1 | Y90AA-3223 | Y90AA-4212 | 0.850 in. (21.6 mm) |
| J992MDA-2H | 2 | Y90AA-3223 | Y90AA-4213 | 0.850 in. (21.6 mm) |
| J993MDA-2H | 3 | Y90AA-3223 | Y90AA-4212 | 0.850 in. (21.6 mm) |
| J994MDA-2H | 4 | Y90AA-3225 | Y90AA-4214 | 0.850 in. (21.6 mm) |
| J995MDA-2H | 5 | Y90AA-3221 | Y90AA-4211 | 0.850 in. (21.6 mm) |
| J996MDA-2H | 6 | Y90AA-3223 | Y90AA-4212 | 0.850 in. (21.6 mm) |
| J997MDA-2H | 7 | Y90AA-3221 | Y90AA-4211 | 0.850 in. (21.6 mm) |
| J998MDA-2H | 8 | Y90AA-3223 | Y90AA-4212 | 0.850 in. (21.6 mm) |
| J999MDA-2H | 9 | Y90AA-3223 | Y90AA-4212 | 0.850 in. (21.6 mm) |

Note: For best performance, BASO recommends the K16 series only on these pilot models J991MDA-2H through J999MDA-2H.



BASO Gas Products LLC

J Series

Universal Multi-Mount Standing Pilot Burners

Description

The J Series Universal Multi-Mount Standing Pilot Burners are used in standing pilot applications and are available in three models. Mounting brackets on all four sides of each burner permit adaptation to almost any application.

The pilot burners are individually packed in a plastic bag with one natural gas inlet installed, one LP inlet fitting and necessary parts for mounting.

Features

- Three tapped holes in each bracket for vertical adjustment
- Natural gas or LP inlet fitting supplied
- Necessary parts for mounting furnished in each package

Agency Listing

- None




J999MHA-2




J999MKA-2



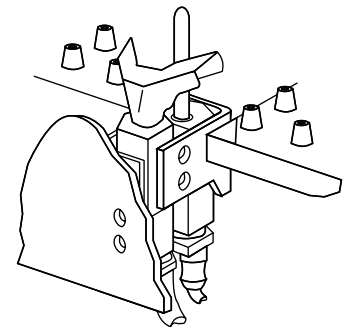
J999MYA-2



J999MHA-2



J999MKA-2



J999MYA-2

Typical Installations

Selection Chart

| Part Number | Type of Pilot | Natural Gas Inlet Fitting | LP Inlet Fitting |
|-------------|---------------|---------------------------|------------------|
| J999MHA-2H | "L" Channel | Y90AA-7223 | Y90AA-4211 |
| J999MKA-2H | Shell | Y90AA-7221 | Y90AA-4210 |
| J999MYA-2H | "Y" Channel | Y90AA-6221 | Y90AA-4211 |