

BALDOR® • ***RELIANCE***

Product Information Packet

EFM2513T

15HP, 1765RPM, 3PH, 60HZ, 254T, 3938M, OPSB, F2

Part Detail							
Revision:	AF	Status:	PRD/A	Change #:		Proprietary:	No
Type:	AC	Elec. Spec:	39WGW916	CD Diagram:	CD0180	Mfg Plant:	
Mech. Spec:	39K70	Layout:	39LYK070	Poles:	04	Created Date:	
Base:	RG	Eff. Date:	09-01-2017	Leads:	9#12		

Specs			
Catalog Number:	EFM2513T	Front Shaft Indicator:	None
Enclosure:	OPSB	Heater Indicator:	No Heater
Frame:	254T	Insulation Class:	F
Frame Material:	Steel	Inverter Code:	Inverter Ready
Output @ Frequency:	15.000 HP @ 60 HZ	KVA Code:	G
Synchronous Speed @ Frequency:	1800 RPM @ 60 HZ	Lifting Lugs:	Standard Lifting Lugs
Voltage @ Frequency:	460.0 V @ 60 HZ	Locked Bearing Indicator:	No Locked Bearing
	230.0 V @ 60 HZ	Motor Lead Quantity/Wire Size:	9 @ 12 AWG
XP Class and Group:	None	Motor Lead Exit:	Ko Box
XP Division:	Not Applicable	Motor Lead Termination:	Flying Leads
Agency Approvals:	UR	Motor Type:	3938M
	CSA EEV	Mounting Arrangement:	F2
	CSA	Power Factor:	86
Auxillary Box:	No Auxillary Box	Product Family:	General Purpose
Auxillary Box Lead Termination:	None	Pulley End Bearing Type:	Ball
Base Indicator:	Rigid	Pulley Face Code:	Standard
Bearing Grease Type:	Polyrex EM (-20F +300F)	Pulley Shaft Indicator:	Standard
Blower:	None	Rodent Screen:	None

Current @ Voltage:	17.700 A @ 460.0 V	Shaft Extension Location:	Pulley End
	35.400 A @ 230.0 V	Shaft Ground Indicator:	No Shaft Grounding
	37.400 A @ 208.0 V	Shaft Rotation:	Reversible
Design Code:	A	Shaft Slinger Indicator:	No Slinger
Drip Cover:	No Drip Cover	Speed Code:	Single Speed
Duty Rating:	CONT	Motor Standards:	NEMA
Electrically Isolated Bearing:	Not Electrically Isolated	Starting Method:	Direct on line
Feedback Device:	NO FEEDBACK	Thermal Device - Bearing:	None
Front Face Code:	Standard	Thermal Device - Winding:	None
		Vibration Sensor Indicator:	No Vibration Sensor

Nameplate NP3553L										
CAT.NO.	EFM2513T									
SPEC	39K070W916G1									
HP	15									
VOLTS	230/460									
AMPS	35.4/17.7									
RPM	1765									
FRAME	254T					HZ	60		PH	3
SF	1.15			CODE	G	DES	A		CLASS	F
NEMA NOM. EFF	93			PF	86					
RATING	40C AMB-CONT									
CC	010A					USABLE AT 208V				37.4
ENCL	OPSB			SER						
DE	6309				ODE	6208				
VPWM INVERTER READY										
CT30-60(2:1) VT3-60(20:1)										

Parts List		
Part Number	Description	Quantity
SA039285	SA 39K070W916G1	1.000 EA
RA035251	RA 39K070W916G1	1.000 EA
S/P107-000-005	SUPER-E PROC'S(254/6 FR.) ZK PLANT - POL	1.000 EA
HA6361A01	LIFTING LUG FOR 37, 39 & 40 FRAME ZINC	2.000 EA
HA6016	ADAPTER, CAST CONDUIT BOX	1.000 EA
09CB3002SP	CB W/1.38 LEAD HOLE FOR 37, 39, 307 & 30	1.000 EA
51XW2520A12	.25-20 X .75, TAPTITE II, HEX WSHR SLTD	2.000 EA
HW1001A25	LOCKWASHER 1/4, ZINC PLT .493 OD, .255 I	2.000 EA
WD1000B16	T&B CX70TN TERMINAL	1.000 EA
51XW1032A06	10-32 X .38, TAPTITE II, HEX WSHR SLTD S	1.000 EA
39EP3200A01SP	FR/PU ENDPLATE, MACH	1.000 EA
HW5100A08	W3118-035 WVY WSHR (WB)	1.000 EA
39EP3201A13	PU ENDPLATE, MACH	1.000 EA
XY3816A12	3/8-16 FINISHED NUT	8.000 EA
09CB3501SP	CONDUIT BOX LID FOR 09CB3001 & 09CB3002	1.000 EA
51XW2520A12	.25-20 X .75, TAPTITE II, HEX WSHR SLTD	2.000 EA
HW2501G25	KEY, 3/8 SQ X 2.875	1.000 EA
LB1115N	LABEL,LIFTING DEVICE (ON ROLLS)	1.000 EA
HA4051A00	PLASTIC CAP FOR GREASE FITTING	1.000 EA
HW4500A03	GREASE FITTING, .125 NPT 1610(ALEMITE) 8	1.000 EA
HW4500A20	1/8NPT SL PIPE PLUG	1.000 EA
MJ1000A02	GREASE, POLYREX EM EXXON (USe 4824-15A)	0.030 LB
HA4051A00	PLASTIC CAP FOR GREASE FITTING	1.000 EA
HW4500A03	GREASE FITTING, .125 NPT 1610(ALEMITE) 8	1.000 EA

Parts List (continued)		
Part Number	Description	Quantity
HW4500A20	1/8NPT SL PIPE PLUG	1.000 EA
39AD2002A01	BAFFLE PLATE 39 OPEN, SLOTTED BAND MTRS	2.000 EA
HA3154A09	TB STUD 3/8-16 X 16.25	4.000 EA
MG1000Y03	MUNSELL 2.53Y 6.70/ 4.60, GLOSS 20,	0.050 GA
85XU0407S04	4X1/4 U DRIVE PIN STAINLESS	2.000 EA
LB1119N	WARNING LABEL	1.000 EA
LC0181	CONNECTION LABEL	1.000 EA
NP3553L	ALUM SUPER-E VPWM INVERTER READY UL CSA-	1.000 EA
39PA1000	PACKAGING GROUP 39 PRINT	1.000 EA
MN416A01	TAG-INSTAL-MAINT no wire (1100/bx) 11/14	1.000 EA

Accessories		
Part Number	Description	Multiplier
39-3400	C FACE KIT	A8

AC Induction Motor Performance Data

Record # 12993 - Typical performance - not guaranteed values

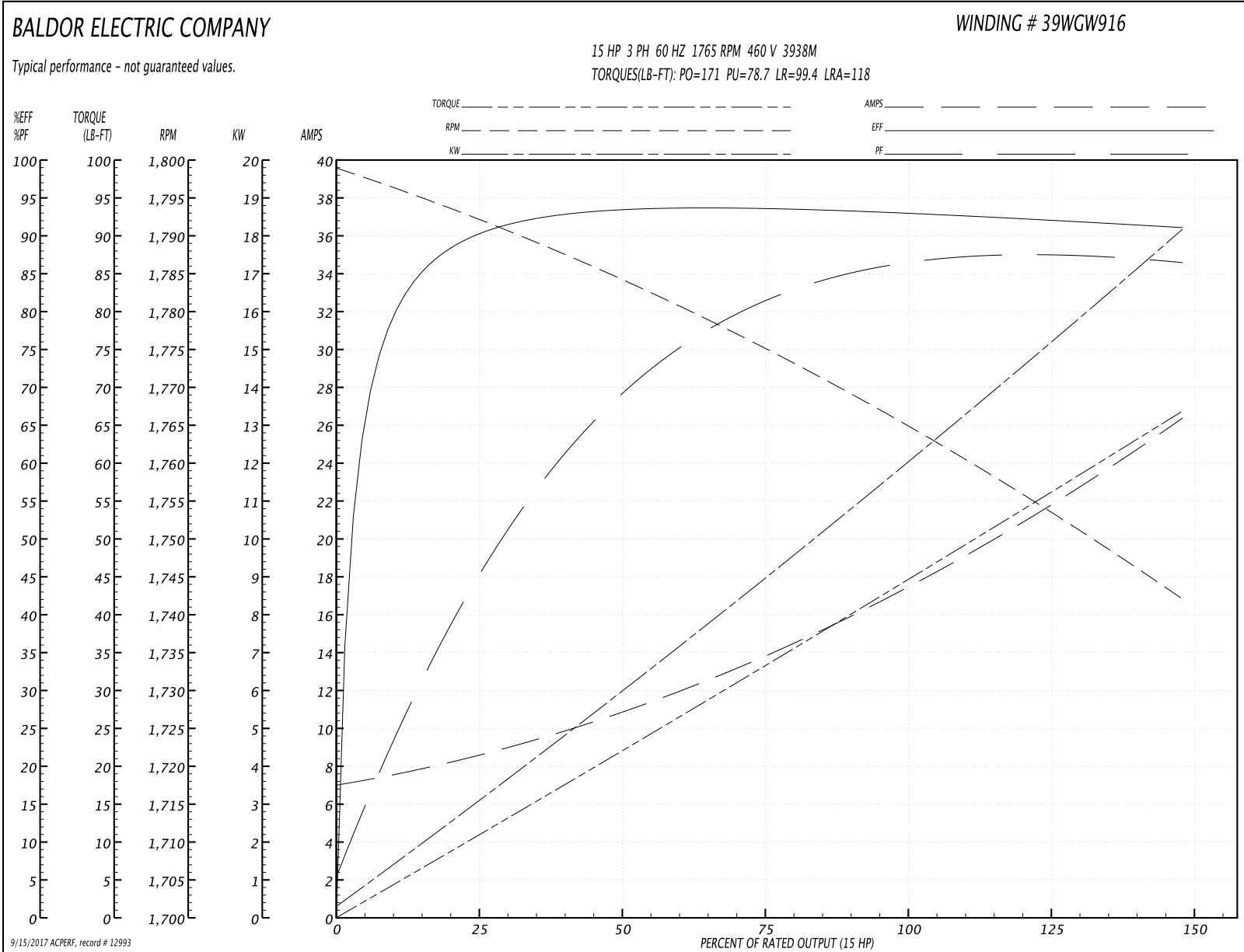
Winding: 39WGW916-R001	Type: 3938M	Enclosure: OPSB
-------------------------------	--------------------	------------------------

Nameplate Data				460 V, 60 Hz: High Voltage Connection	
Rated Output (HP)	15			Full Load Torque	44.6 LB-FT
Volts	230/460			Start Configuration	direct on line
Full Load Amps	35.4/17.7			Breakdown Torque	171 LB-FT
R.P.M.	1765			Pull-up Torque	78.7 LB-FT
Hz	60	Phase	3	Locked-rotor Torque	99.4 LB-FT
NEMA Design Code	B	KVA Code	G	Starting Current	118 A
Service Factor (S.F.)	1.15			No-load Current	7.27 A
NEMA Nom. Eff.	93	Power Factor	86	Line-line Res. @ 25°C	0.622 Ω
Rating - Duty	40C AMB-CONT			Temp. Rise @ Rated Load	22°C
S.F. Amps				Temp. Rise @ S.F. Load	29°C
				Locked-rotor Power Factor	35
				Rotor inertia	1.66 LB-FT ²

Load Characteristics 460 V, 60 Hz, 15 HP

% of Rated Load	25	50	75	100	125	150	S.F.
Power Factor	47	70	81	86	88	89	87
Efficiency	90.1	93.3	93.5	93.1	92.2	91	92.6
Speed	1792	1784	1775	1765	1754	1742	1759
Line amperes	8.27	10.72	13.99	17.67	21.74	26.21	20.11

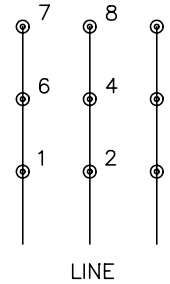
Performance Graph at 460V, 60Hz, 15.0HP Typical performance - Not guaranteed values



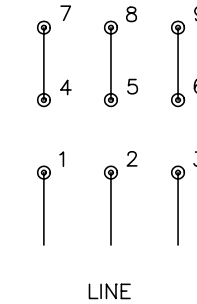
CD0180



LOW VOLTAGE
(2D)



HIGH VOLTAGE
(1D)



NOTES:

1. INTERCHANGE ANY TWO LINE LEADS TO REVERSE ROTATION.
2. OPTIONAL THERMOSTATS ARE PROVIDED WHEN SPECIFIED.
3. ACTUAL NUMBER OF INTERNAL PARALLEL CIRCUITS MAY BE A MULTIPLE OF THOSE SHOWN ABOVE.
4. LEAD COLORS ARE OPTIONAL. LEADS MUST ALWAYS BE NUMBERED AS SHOWN.

REV. DESC: REVISE TO SHOW OPTIONAL COLORS			
REV. LTR: C	BY: JLP	REVISED: 01/21/99 2:28	TDR: 0171435
0810D0		FILE: AAA00005148	MDL: -
		MTL: -	

BALDOR ELECTRIC Co.

3PH, DV, 9 LEADS, DELTA CONNECTION

CD0180