


Refrigeration Condenser Fan 5.0" and 5.6" Diameter Open Drip-Proof, Totally Enclosed, Air Over and Open Air Over



APPLICATIONS:

Condenser cooling fan motors to meet manufacturer's requirements for commercial refrigeration units.

FEATURES:

- OEM Direct Replacements
- Single Speed
- Automatic Reset Thermal Overload Protector
- Designed for use with 370V Capacitors

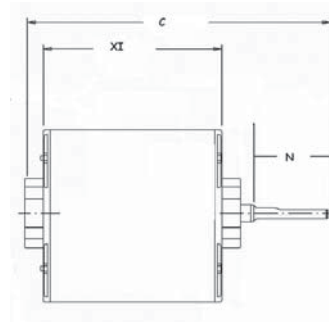


Figure A

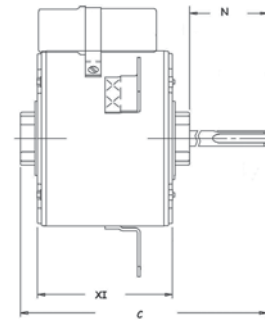


Figure B

5.0" Diameter, 5/16" Diameter Shaft

HP	RPM	Voltage	Catalog Number	Bearings	Cap. MFD	Amps	Shaft N	Shell XI	Total C	Shaft Dia.	Mount	Ship Wt.	Notes	OEM
1/20	1500	230	1775P	SAB	3.0	.5	3.1	3.8	6.9	5/16"	Hub Ring	7	98	TE
1/15	1500	230	1779P	SAB	3.0	.62	3.1	3.8	6.9	5/16"	Hub Ring	8	98	TE

5.6" Permanent Split Capacitor

HP	RPM	Voltage	Catalog Number	Bearings	Cap. MFD	Amps	Shaft N	Shell XI	Total C	Mount	Ship Wt.	Notes	OEM
1/6	1550	208-230	6128	SAB	5.0	9.0	2.5	4.1	7.6	Resilient	17	98, 64, H36	CO
	1550	208-230	1645	Ball	3.0	1.4	2.1	3.8	6.4	Stud	12	H35	HU
	1550/1	460	1265	SAB	3	0.55	3.1	4.1	7.1	Bracket	9	98	CO
1/5	1075	208-230	1648	Ball	4.0	2.0	2.5	4.3	7.9	Stud	13	H35	HU
	1075	575	1093	Ball	4.0	.80	2.5	4.8	8.4	Stud	13	H36	
1/4	1550	230	6124	SAB	5.0	2.1	3.0	4.1	7.1	Band	13	64, H36	CO
	1625	208-230	6129	SAB	5.0	1.5	2.3	4.3	7.9	Resilient	17	64, H36	CO
	1625	230	3042	Ball	4.0	1.4	1.5	5.1	7.7	Hub Ring	12	64, H4, H36	TY
	1625	230	8330	SAB	4.0	1.9	2.2	4.3	7.7	3 Lugs	12	64, 98, H36, H42	TE
	1625	380-420/460	8331	SAB	4.0	.95	2.2	4.3	7.7	3 Lugs	12	98, 64, H36, H42	TE
	1625	575	1312	SAB	-	0.7	3.1	4.8	7.9	Band	13	64, 98	
1/3	1625	208-230	6127	SAB	4.0	2.2	1.75	5.8	8.7	Resilient	17	98, 64, H45	CO
	1625	208-230	7232	SAB	6.0	2.9	3.7	4.6	9.3	Hub Ring	16	64, H35	HR
	1075/2	208-230	1354	Ball	-	2.0	3.1	4.8	8.4	3 Lugs	11		
1/2	1725	208-230	644	Ball	5.0	2.7	3.5	5.1	9.1	Stud	15	98, H18, H36	HU
	1100/1	208-230/460	4941	BALL	12.5	2.8/1.5	4.5	6.9	11.4	Resilient	16	-	-

CO = Copeland HU = Hussmann HR = Hill Refrigeration TE = Tecumseh TY = Tyler

Note 64: Capacitor Included
 Note 98: 50/60 Hz
 Note H4: 2-1/4" hub rings
 Note H18: Conduit box

Note H35: Open Air Over
 Note H36: Open Drip-Proof
 Note H42: Shaft Down
 Note H45: Totally Enclosed, Air Over

† All marks shown within this document are properties of their respective owners.

