


# VMD2B-C & VMD2B-F SERIES

Socket Relays in a Wide Range of Coil Voltages



Veris VMD2B Series are DPDT blade-style relays for socket/DIN mounting.

The VMD2B-F is the full-featured model in a slim housing. The LED, the flag indicator, and the test button allow for worry-free operation and easy troubleshooting with minimal downtime. Never wonder where the problem is!

## SPECIFICATIONS

Operating Temp. Range	-40 to 55 °C (-40 to 131 °F)
Coil Operating Range	85% to 110% of rated voltage
Coil Drop-out Voltage Threshold	15% of rated voltage
Expected Relay Life	Electrical (@ rated current) 100,000 cycles; Mechanical (unpowered) 10,000,000 cycles
Operating Time	20 msec typical
Dielectric Strength	1500 Vac (RMS)

### WARRANTY

Limited Warranty	5 years
------------------	---------

### AGENCY APPROVALS



## Color-coded push button

Allows manual operation of relay, AC coils red or DC coils blue (-F Series only)

## LED status lamp

Shows coil "ON" or "OFF" status (-F Series only)

## 2-way mounting

Side or DIN rail mounting system...retrofits existing panel mounting and 35 mm DIN rail

## Override lever

When activated, locks push-button and contacts in the powered position (-F Series only)

## Flag indicator

Shows relay status in manual or powered condition (F Series only)

### TYPICAL COIL PERFORMANCE

	Power Consumption
AC Coils	1.2 VA
DC Coils	0.9 W

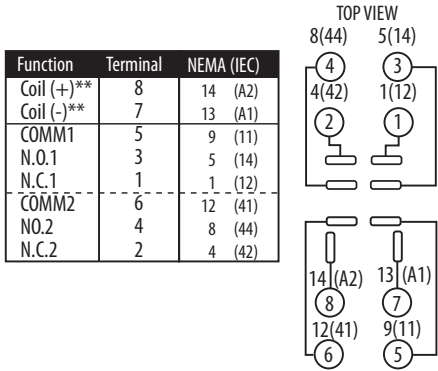
### CONTACT RATINGS

Standard (F & C Series)	
Resistive	15 A @ 120 Vac
	12 A @ 277 Vac
	12 A @ 28 Vdc
Motor	1/2 HP @ 120 Vac
	1 HP @ 250 Vac
Pilot Duty	B300



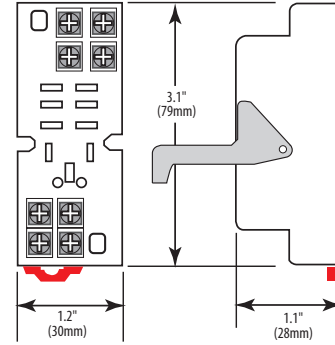
### VBD2B SOCKET

Wiring Diagram



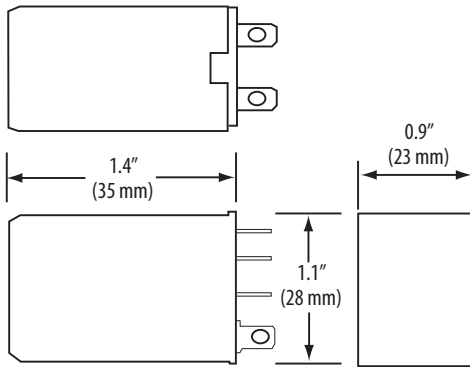
### VBD2B-F SOCKET

Dimensional Drawing



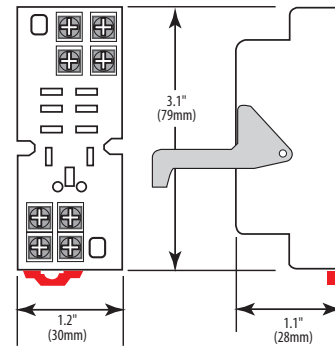
### VMD2B RELAY

Wiring Diagram



### VBD2B-F SOCKET

Dimensional Drawing



### ORDERING INFORMATION

MODEL	RELAY TYPE	AMPERAGE RANGE	COIL VOLTAGE	MIN. SWITCHING CURRENT	FULL FEATURED	UL	CE
VMD2B-C12D	DPDT	15 A	12 Vdc	100 mA@5 Vdc		•	•
VMD2B-C24D		15 A	24 Vdc	100 mA@5 Vdc		•	•
VMD2B-C24A		15 A	24 Vac	100 mA@5 Vdc		•	•
VMD2B-C120A		15 A	120 Vac	100 mA@5 Vdc		•	•
VMD2B-F12D		15 A	12 Vdc	100 mA@5 Vdc		•	•
VMD2B-F24D		15 A	24 Vdc	100 mA@5 Vdc		•	•
VMD2B-F24A		15 A	24 Vac	100 mA@5 Vdc		•	•
VMD2B-F120A		15 A	120 Vac	100 mA@5 Vdc		•	•
VMD2B-F240A		15 A	240 Vac	100 mA@5 Vdc		•	•

### SOCKET ORDERING INFORMATION

MODEL	AMPERAGE RATING	VOLTAGE RATING	FINGER SAFE	HOLD DOWN CLIP	UL	CE
VBD2B-F	20 A	300 V	•	•	•	•

When relays and sockets are used together, amperage rating is the lesser of the two ratings.

