

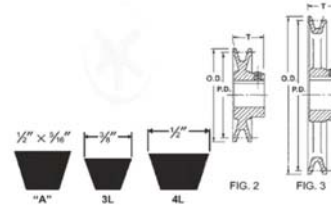
Sheaves

AK SERIES

Single Groove Sheaves for "4L", "A" or "3L" Belts



- Features:
- Painted, machined cast iron construction
 - Statically balanced
 - Furnished with standard keyseats
 - Furnished with hollow head set screws



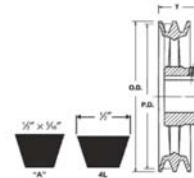
SOURCE 1 PART NO.	INDUSTRY STANDARD SHEAVE NO.	O.D.	BORE	PITCH (P.D.) "A"/"4L" BELT	PITCH (P.D.) "3L" BELT	DIM. T	KEYSEAT	FIG.	WEIGHT LBS	MLP \$
S1-02807216700	AK134X1	13.25	1	13.20	12.66	1.47	1/4" x 1/8"		7.5	
S1-02808158700	AK104X1-3/16	10.25	1.188	10.00	9.66	1.47	1/4" x 1/8"	3	5.1	
S1-02817110000	AK94X1	9.25	1	--	8.66		1/4"X1/8"		4.5	
S1-02808255700	AK94X1-3/16	9.25	1.19	9.200	8.66	1.47	3/8"X3/16"		4.5	
S1-02809570700	AK59X1	5.75	1.000	5.70	5.16	1.56	1/4" x 1/8"	3	2.0	
S1-02809985700	AK66X1	6.45	1.000	6.40	5.86	1.56	1/4" x 1/8"	3	2.3	
S1-02812363700	AK56X1	5.45	1.000	5.40	4.86	1.56	1/4" x 1/8"	3	1.9	
S1-02812383700	AK61X1	5.95	1.000	5.90	5.36	1.56	1/4" x 1/8"	3	2.1	
S1-02812384700	AK54X1	5.25	1.000	5.20	4.66	1.56	1/4" x 1/8"	3	1.8	
S1-02812388700	AK39X1	3.75	1.000	3.70	3.16	1.56	1/4" x 1/8"	2	1.4	
S1-02812765700	AK74X1	7.25	1.000	7.20	6.66	1.53	1/4" x 1/8"	3	3.4	
S1-02812767700	AK84X1	8.25	1.000	8.20	7.66	1.53	1/4" x 1/8"	3	3.8	
S1-02814878000	AK64X1	6.25	1	6.20	5.66	1.56	1/4" X 1/8"			

2AK SERIES

Two Groove Sheaves for "4L" or "A" Belts



- Features:
- Painted, machined cast iron construction
 - Furnished with standard keyseats
 - Furnished with hollow head screws



SOURCE 1 PART NO.	INDUSTRY STANDARD SHEAVE NO.	DIAMETERS				KEYSEAT	DIM T	WEIGHT LBS.	MLP \$
		O.D.	BORE	PITCH (P.D.) "A" / "4L" BELT	PITCH (P.D.) "3L" BELT				
S1-02808256700	2AK94X1-3/16	9.20	1.188	9.00	8.66	1/4 x 1/8	1.719	7.3	
S1-02808257700	2AK114X1-3/16	11.20	1.188	11.00	10.66	1/4 x 1/8	1.719	9.0	

BK SERIES

Single Groove Sheaves for "4L", "A", "5L" & "B" Belts



- Features:
- Painted, machined cast iron construction
 - Statically balanced
 - Furnished with standard keyseats



SOURCE 1 PART NO.	INDUSTRY STANDARD SHEAVE NO.	O.D.	BORE	PITCH (P.D.) "4L" / "A" BELT	PITCH (P.D.) "5L" / "B" BELT	DIM. T	WEIGHT LBS	MLP \$
S1-02804869700	BK115X1	11.25	1	10.70	11.20	1.47		
S1-02810564700	BK80X1	7.75	1.000	7.20	7.70	1.47	4.4	
S1-02810577700	BK120X1-3/16	11.75	1.188	11.20	11.70	1.47	7.4	
S1-02812012700	BK110X1-3/16	10.75	1.188	10.20	10.70	1.47	6.4	
S1-02812026700	BK90X1	8.75	1.000	8.20	8.70	1.47	5.0	
S1-02812364700	BK67X1	6.45	1.000	5.90	6.40	1.56	2.8	
S1-02815473000	BK62H	5.95		5.20	5.90	1.50	2.4	
S1-02815474000	BK57H	5.45		4.70	5.10	1.50	2.3	

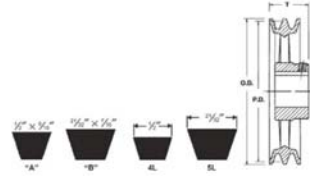
Sheaves

2BK SERIES

Two Groove Sheaves for "4L" or "A" & "5L" or "B" Belts



- Features:
- Painted, machined cast iron construction
 - Statically balanced
 - Furnished with standard keyseats
 - Furnished with hollow head set screws




SOURCE 1 PART NO.	INDUSTRY STANDARD SHEAVE NO.	DIAMETERS				KEYSEAT	DIM T	WEIGHT LBS.	MLP \$
		O.D.	BORE	PITCH (P.D.) "A" / "4L" BELT	PITCH (P.D.) "5L" BELT				
S1-02805419700	2BK70X1	6.75	1.000	6.20	6.70	1/4 x 1/8	2.094	6.6	
S1-02805459700	2BK80X1	7.75	1.000	7.20	7.70	1/4 x 1/8	2.094	7.2	
S1-02808346000	2BK130H	12.75	1.188	8.60	12.7	1/4 x 1/8	1.75	15.85	
S1-02809992700	2BK100X1-7/16	9.75	1.438	9.20	9.40	3/8 x 3/16	2.094	9.4	

BKH SERIES

Single Groove Sheaves for "4L" or "A" & "5L" or "B" Belts



- Features:
- Painted, machined cast iron construction
 - Furnished with special keys to fit standard keyseats
 - Requires "H" split taper bushings




SOURCE 1 PART NO.	INDUSTRY STANDARD SHEAVE NO.	DIAMETERS			DIM T	WEIGHT LBS.	BUSHING REQ'D	MLP \$
		O.D.	PITCH (P.D.) "4L" / "A" BELT	PITCH (P.D.) "5L" "B" BELT				
S1-02812773700	BK80H	7.75	7.20	7.70	1.28 H	1.56	H	

2BKH SERIES

Two Groove Sheaves for "4L" or "A" & "5L" or "B" Belts



- Features:
- Painted, machined cast iron construction
 - Furnished with special keys to fit standard keyseats
 - Requires "H" split taper bushings



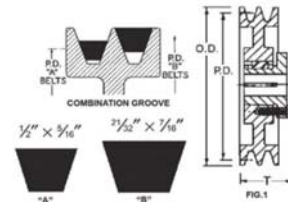
SOURCE 1 PART NO.	INDUSTRY STANDARD SHEAVE NO.	DIAMETERS			DIM T	WEIGHT LBS.	BUSHING REQ'D	MLP \$
		O.D.	PITCH (P.D.) "4L" / "A" BELT	PITCH (P.D.) "5L" "B" BELT				
S1-02812368700	2BK110H	10.75	10.20	10.70	1.750	9.3	H	

TB SERIES

Two Groove Gripbelt Sheaves with Split Taper Bushings



- for use with all "A" & "B" Section Belts
- Features:
- Painted, machined cast iron construction
 - Furnished with standard keyseats

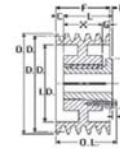


SOURCE 1 PART NO.	INDUSTRY STANDARD SHEAVE NO.	DIAMETERS			DIM T	WEIGHT LBS.	BUSHING REQ'D	MLP \$
		O.D.	PITCH (P.D.) "4L" / "A" BELT	PITCH (P.D.) "5L" "B" BELT				
S1-02808525900	2TB110	11.35	10.80	11.30	2.83	19.45	Q1	

Sheaves

TC SERIES

Two Groove Gripbelt Sheaves with Split Taper Bushings



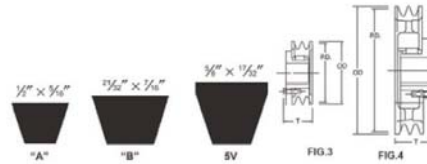
SOURCE 1 PART NO.	INDUSTRY STANDARD SHEAVE NO.	DIAMETERS				DIM O.L.	WEIGHT LBS. LESS BUSHING	MLP \$
		O.D.	BUSHING REQ'D	PITCH (P.D.) "A" BELT	PITCH (P.D.) "B" BELT			
S1-02808736700	2TC72	7.60	Q1	N/A	N/A	7.60	15.24	
S1-02808769700	2TC106	11.00	Q1	N/A	N/A	11	21.7	

B5V SERIES

Two Groove Gripbelt Sheaves with Split Taper Bushings



- Features:
- Painted, machined cast iron construction
 - For use with "A", "B" & "5V" belts
 - Requires "B" split taper bushing



SOURCE 1 PART NO.	INDUSTRY STANDARD SHEAVE NO.	DIAMETERS				DIM T	FIG.	WEIGHT LBS. LESS BUSHING	MLP \$
		O.D.	BUSHING REQ'D	PITCH (P.D.) "A" BELT	PITCH (P.D.) "B" BELT				
S1-02812070700	2B5V58	6.08	B	5.4	5.8	5.9	2.55	3	7.4
S1-02812307700	2B5V124	12.68	B	12.0	12.4	12.5	2.55	4	17.1
S1-02812308700	2B5V68	7.08	B	6.4	6.8	6.9	2.55	4	10.2
S1-02813269000	2B5V50	5.28	B	4.6	5.0	5.1	2.55	3	4.6
S1-02813270000	2B5V52	5.48	B	4.8	5.2	5.3	2.55	3	5.3
S1-02813271000	2B5V60	6.28	B	5.6	6.0	6.1	2.55	3	8.2
S1-02813272000	2B5V64	6.68	B	6.0	6.4	6.5	2.55	3	8.4
S1-02813358000	2B5V46	4.88	B	4.2	4.6	4.7	2.55	3	3.3
S1-02813359000	2B5V54	5.68	B	5.0	5.4	5.5	2.55	3	6.0
S1-02815946000	2B5V90			8.6	9.0	9.1			

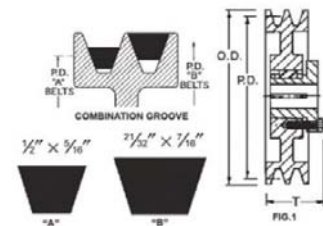
TB SERIES

Three Groove Gripbelt Sheaves with Split Taper Bushings



for use with all "A" & "B" Section Belts

- Features:
- Painted, machined cast iron construction
 - Furnished with standard keyseats



SOURCE 1 PART NO.	INDUSTRY STANDARD SHEAVE NO.	DIAMETERS		BUSHING REQ'D	DIM T	WEIGHT LBS.	MLP \$
		O.D.	PITCH (P.D.) "A" BELT				
S1-02812061700	3TB56	5.95	5.40	5.90	P1	2.703	9.0

Sheaves

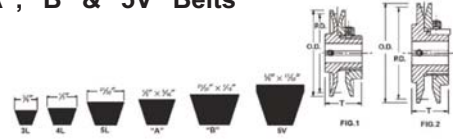
1VP SERIES

Single Groove Variable Pitch Sheaves for "3L", "4L", "5L", "A", "B" & "5V" Belts



Features:

- Painted, machined cast iron or steel construction
- Furnished with hollow head set screws
- Dynamically balanced
- Vibration free operation

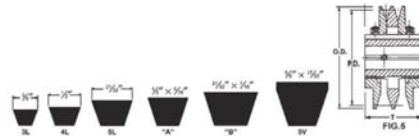


SOURCE 1 PART NO.	INDUSTRY STANDARD SHEAVE NO.	DIAMETERS		FIG.	DIM T	WEIGHT LBS.	MLP \$
		O.D.	BORE DIA				
S1-02804761700	1VP56X1-1/8	5.35	1.125	2	2.16	4.4	
S1-02804763700	1VP56X7/8	5.35	.875	2	2.16	4.4	
S1-02804765700	1VP62X1-1/8	5.95	1.125	2	2.22	6.1	
S1-02806405700	1VP50X5/8	4.75	0.625	1	1.94	1.9	
S1-02806434700	1VP40X5/8	3.75	.625	1	1.88	1.9	
S1-02810436701	1VP34X1/2	3.15	0.5	1	1.88	1.2	
S1-02810855700	1VP62X7/8	5.95	.875	2	2.22	6.1	
S1-02812010700	1VP68X1-3/8	6.55	1.375	2	2.22	7.3	
S1-02812365700	1VP50X1-1/8	4.75	1.125	2	2.16	3.6	
S1-02812403700	1VP75X1-3/8	7.50	1.375	2	2.22	8.9	
S1-02812774700	1VP34X7/8	3.15	.875	1	1.88	1.4	
S1-02812775700	1VP44X7/8	4.15	.875	2	2.16	2.9	
S1-02812776700	1VP44X1-1/8	4.15	1.125	2	2.16	2.9	
S1-02812777700	1VP60X1-1/8	6.00	1.125	2	2.22	6.5	
S1-02804807700	1VP50X7/8	4.75	0.875	1	1.93	4	

SOURCE 1 PART NO.	DIAMETERS															
	PITCH (P.D.)															
	"3L" BELTS				"4L" OR "A" BELTS				"5L" OR "B" BELTS				"5V" BELTS			
	MIN PITCH	TURNS OPEN	MAX PITCH	TURNS OPEN	MIN PITCH	TURNS OPEN	MAX PITCH	TURNS OPEN	MIN PITCH	TURNS OPEN	MAX PITCH	TURNS OPEN	MIN PITCH	TURNS OPEN	MAX PITCH	TURNS OPEN
S1-02812774700	1.7	4	2.5	0	2.0	5	3.0	0	2.5	5	3.3	1	—	—	—	—
S1-02806434700	2.3	4	3.1	0	2.6	5	3.6	0	2.8	6	3.8	1	—	—	—	—
S1-02812775700	2.7	4	3.5	0	3.0	5	4.0	0	3.2	6	4.2	1	—	—	—	—
S1-02812776700	2.7	4	3.5	0	3.0	5	4.0	0	3.2	6	4.2	1	—	—	—	—
S1-02812365700	3.3	4	4.1	0	3.6	5	4.6	0	3.8	6	4.8	1	—	—	—	—
S1-02804763700	3.9	4	4.7	0	4.2	5	5.2	0	4.4	6	5.4	1	—	—	—	—
S1-02804761700	3.9	4	4.7	0	4.2	5	5.2	0	4.4	6	5.4	1	—	—	—	—
S1-02810855700	—	—	—	—	4.4	5	5.4	0	4.7	6	5.9	0	4.7	6	5.9	0
S1-02804765700	—	—	—	—	4.4	5	5.4	0	4.7	6	5.9	0	4.7	6	5.9	0
S1-02812777700	—	—	—	—	4.4	5	5.4	0	4.7	6	5.9	0	4.7	6	5.9	0
S1-02812010700	5.1	4	5.9	0	4.9	5	5.9	0	5.2	6	6.4	0	5.2	6	6.4	0
S1-02812778700	—	—	—	—	5.5	5	6.5	0	5.8	6	7.0	0	5.8	6	7	0
S1-02812403700	—	—	—	—	5.9	5	6.9	0	6.2	6	7.4	0	6.2	6	7.4	0
S1-02804807700	3.3	4	4.1	0	3.6	5	4.6	0	3.8	6	4.8	1	—	—	—	—

2VP SERIES

Two Groove Variable Pitch Sheaves for "3L", "4L", "5L", "A", "B" & "5V" Belts



Features:

- Painted, machined cast iron or steel construction
- Dynamically balanced
- Furnished with hollow head set screws
- Vibration free operation

SOURCE 1 PART NO.	INDUSTRY STANDARD SHEAVE NO.	DIAMETERS		KEYSEAT	DIM T	FIG	WT. LBS.	MLP \$
		O.D.	BORE DIA					
S1-02804762700	2VP56X1-1/8	5.35	1.125	1/4 x 1/8	3.000	5	6.6	
S1-02805447700	2VP62X1-3/8	5.95	1.375	5/16 x 5/32	3.250	5	10.5	
S1-02807229700	2VP68X1-3/8	6.55	1.375	5/16 x 5/32	3.250	5	12.3	
S1-02808757700	2VP75X1-3/8	7.50	1.375	5/16 x 5/32	3.250	5	16.5	
S1-02808828700	2VP60X1-3/8	6.00	1.375	5/16 x 5/32	3.250	5	10.2	
S1-02809351700	2VP62X1-1/8	5.95	1.125	1/4 x 1/8	3.250	5	10.5	
S1-02809993700	2VP75X1-5/8	7.50	1.625	3/8 x 3/16	3.250	5	16.3	
S1-02812780700	2VP71X1-5/8	7.10	1.625	3/8 x 3/16	3.250	5	14.4	

Sheaves

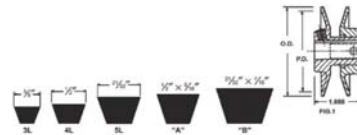
2VP SERIES

Two Groove Variable Pitch Sheaves for "3L", "4L", "5L", "A", "B", & "5V" Belts

SOURCE 1 PART NO.	DIAMETERS PITCH (P.D.)															
	"3L" BELTS				"4L" OR "A" BELTS				"5L" OR "B" BELTS				"5V" BELTS			
	MIN PITCH	TURNS OPEN	MAX PITCH	TURNS OPEN	MIN PITCH	TURNS OPEN	MAX PITCH	TURNS OPEN	MIN PITCH	TURNS OPEN	MAX PITCH	TURNS OPEN	MIN PITCH	TURNS OPEN	MAX PITCH	TURNS OPEN
S1-02804762700	3.9	4	4.7	0	4.2	5	5.2	0	4.4	6	5.4	1	—	—	—	—
S1-02808828700	—	—	—	—	4.4	5	5.4	0	4.7	6	5.9	0	4.7	6	5.9	0
S1-02809351700	—	—	—	—	4.4	5	5.4	0	4.7	6	5.9	0	4.7	6	5.9	0
S1-02805447700	—	—	—	—	4.4	5	4	0	4.7	6	5.9	0	4.7	6	5.9	0
S1-02807229700	—	—	—	—	4.9	5	5.9	0	5.2	6	6.4	0	5.2	6	6.4	0
S1-02812780700	—	—	—	—	5.5	5	6.5	0	5.8	6	6.6	0	5.8	6	7.0	0
S1-02808757700	—	—	—	—	5.9	5	6.9	0	6.2	6	7.4	0	6.2	6	7.4	0
S1-02809993700	—	—	—	—	5.9	6	6.9	0	6.2	6	7.4	0	6.2	6	7.4	0

2VP SERIES

Single Groove Variable Pitch Sheaves for use with "3L", "4L", "5L", "A" & "B" Belts



Features:

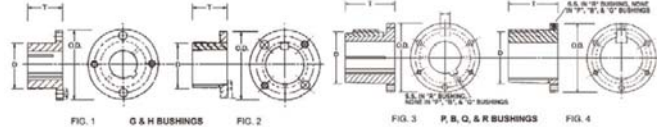
- Painted, machined cast iron or steel construction
- Furnished with standard keyseats
- Furnished with hollow head set screws
- Do not use "VL" & "VM" sheaves with gripnotch belts

SOURCE 1 PART NO.	INDUSTRY STANDARD SHEAVE NO.	DIAMETERS		FIG	WT. LBS.	MLP \$
		O.D.	BORE DIA			
S1-02804764700	1VL44X7/8	4.15	.875	1	1.9	
S1-02804807700	1VM50X7/8	4.75	.875	1	1.9	
S1-02806564700	1VL44X5/8	4.15	.625	1	1.9	
S1-02812361700	1VL40X5/8	3.75	.625	1	1.7	
S1-02812385700	1VL40X7/8	3.75	.875	1	1.7	
S1-02812781700	1VL34X1/2	3.15	.500	1	1.2	

SOURCE 1 PART NO.	DIAMETERS PITCH (P.D.)											
	"3L" BELTS				"4L" OR "A" BELTS				"5L" OR "B" BELTS			
	MIN PITCH	TURNS OPEN	MAX PITCH	TURNS OPEN	MIN PITCH	TURNS OPEN	MAX PITCH	TURNS OPEN	MIN PITCH	TURNS OPEN	MAX PITCH	TURNS OPEN
S1-02812781700	1.7	4	2.5	0	1.9	5	2.9	0	2.4	5	3.2	1
S1-02812361700	2.3	4	3.1	0	2.4	5	3.4	0	2.7	6	3.7	1
S1-02812385700	2.3	4	3.1	0	2.4	5	3.8	0	2.7	6	3.7	1
S1-02806564700	2.7	4	3.5	0	2.8	5	3.8	0	3.1	6	4.1	1
S1-02804764700	2.7	4	3.5	0	2.8	5	4.4	0	3.1	6	4.1	1
S1-02804807700	3.3	4	4.1	0	3.4	5	5.0	0	3.7	6	4.7	1

Bushings

SPLIT TAPER BUSHINGS



Features:

Malleable iron, furnished with standard keyseat and hollow head set screw

SOURCE 1 PART NO.	INDUSTRY STANDARD SHEAVE NO.	DIAMETERS					KEYSEAT	NO OF CAPSCREWS	CAPSCREWS SIZE	WRENCH TORQUE IN LBS	FIG	WEIGHT LBS	MLP \$
		BORE	O.D.	T	"D" LG. END	"D" SM. END							
S1-02808617700	H X 1-3/16	1.188	2.500	1.250	1.625	1.570	1/4 x 1/8	2	1/4 x 3/4	95	1	0.8	
S1-02812064700	P1 X 1-5/8	1.625	3.000	1.937	1.937	1.855	3/8 x 3/16	3	5/16 x 1	192	4	1.3	
S1-02812082700	B X 1-5/8	1.625	3.687	1.937	2.625	2.557	3/8 x 3/16	3	5/16 x 1-1/4	192	3	1.8	
S1-02812306700	B X 2-7/16	2.438	3.687	1.937	2.625	2.557	5/8 x 5/16	3	5/16 x 1-1/4	192	4	1.8	
S1-02812338700	B X 2-3/16	2.188	3.687	1.937	2.625	2.557	1/2 x 1/4	3	5/16 x 1-1/4	192	4	1.8	
S1-02812374700	H X 1-7/16	1.438	2.500	1.250	1.625	1.570	3/8 x 3/16	2	1/4 x 3/4	95	2	0.8	
S1-02812785700	P1 X 1-1/8	1.125	3.000	1.937	1.937	1.855	1/4 x 1/8	3	5/16 x 1	192	3	1.3	
S1-02814752000	H X 1-3/8	1.375	2.500	1.250	1.625	1.570	5/16 x 5/32	2	1/4 x 3/4	95	1	0.8	

Source 1 V-Belts

ACCU-LINK ADJUSTABLE V-BELTS



SOURCE 1 PART NO.	DESCRIPTION	MLP \$
S1-3L-LINK-5	BELT,DRIVE,3L,ACCU-LINK,5 FOOT	
S1-A-LINK-25	BELT,DRIVE,A,ACCU-LINK,25 FOOT	
S1-A-LINK-5	BELT,DRIVE,A,ACCU-LINK,5 FOOT	
S1-B-LINK-6	BELT,DRIVE,B,ACCU-LINK,6 FOOT	